



Dream ★ Believe ★ Achieve

OhioGames.org

Race Basics

Ohio Games Triathlon Festival
Buck Creek State Park in Springfield, OH
Sunday June 19, 2022

www.ohiogames.org

Mick Mominee, President of Z+ Health & Fitness & Race Director
931 Patterson Road, Dayton, Ohio 45419

Cell: 937-572-5018 & Email: mick@zoomracingusa.com

Event Organizer

Z+ Health & Fitness has been hosting races in Ohio since 2015, and we are looking forward to another great season. We are athletes who want to encourage more people to get healthy through multisport training and racing. We also love our local parks and want to bring more patrons to the parks to run, bike and swim. We want to partner with you to host a safe, challenging and fun event at your venue. Our events have something for everyone, beginner to ironman, including 4 triathlons, 4 duathlons, 3 aquabikes, 3 aquathlons, and 3 open water swims. The races are designed so that everyone, at any ability level, can compete. Each race uses a set of common courses, included below. On race day our courses will be marked with signs, non-permanent children's sidewalk chalk, traffic cones, and volunteers. Additionally we will partner with local businesses to supply food and other race services. We have a trained team to help host the race, including a medical director, lifeguards, and other professional race planners. We will contract with park rangers, local police & EMS to ensure all athletes are safe when competing, and follow all national, state and local regulations, including COVID-19 safety protocols and recommendations. We will obtain USA Triathlon event sanctioning and insurance for these races. Our goal is to produce a well organized, fun, competitive and exciting race event that helps attract investment in the local community, showcases the park, and attracts athletes from around the region. Our mission is to promote multisport (swim, bike, run) racing and training for everyone. We look forward to hosting an event in your area this summer.

What is the Ohio Games?

The Ohio Games is an amateur sports festival promoting health, fitness and character-building through multi-sport competitions and physical activities. Hosting 10 different sporting events, like Aquabike, Aquathlon, Baton, Duathlon, Cycling, Golf, a Ninja Competition, Pickleball, Squash, Running, Swimming, and Triathlon, in Cincinnati, Cleveland, Columbus, and Dayton. The Ohio Games is hosted with support from the National Congress of State Games (NCSG), a membership organization comprised of 30 Summer State Games and 10 Winter State Games organizations and a member of the United States Olympic Committee's Multi Sport Organizational Council. The mission of the NCSG is to support State Games member organizations in the promotion of health, fitness and character-building through multi-sport competitions and physical activities. State Games provide an opportunity for athletes of all ages, within the state, to compete in various sporting events and earn gold, silver and bronze in their respective age categories. All winners earn a spot in the State Games of America and compete for their state against winners in other states to become a National Champion. The Ohio Games is produced and managed by Z Plus Health and Fitness (Z+), an Ohio-based 501(c)(3) nonprofit organization whose mission is to nurture healthy communities and individuals through multi-sport training and racing. Z+ is based in Dayton, Ohio.

Race Overview

The Ohio Games Triathlon and Multisport Festival has something for everyone, including all ages and ability levels! Races include beginner, sprint, olympic, and ½ iron distances in triathlons, duathlons, aquabikes, and aquathlons, with various open swim distances. Racers call the Ohio Games one of the best events in Ohio because of our positive, friendly community of support! It's a small race with a big race atmosphere. Plus there is free training help, along with awesome performance tees in gender-specific cuts, in-race pictures, finisher medals, and a post-race meal! Race assured that we will ensure the safety of all athletes, have medical support and law enforcement on site, adhere to all Federal, State and Local ordinances, so you can achieve your goals! All are welcome at the Ohio Games Triathlon and Multisport Festival.

Contact & Questions

President of Z+ Health and Fitness & Co-Director of the Ohio Games

Mick Mominee, Race Director

931 Patterson Road, Dayton, Ohio 45419

Cell: 937-572-5018 & Email: mick@zoomracingusa.com

Website: ohiogames.org

Board Member of Z+ Health and Fitness & Co-Director of the Ohio Games

Rebekah Brately, USAT Certified Race Director

Cell: +1 (614) 381-2781 & Email: zoomracingusa12@gmail.com

Website: ohiogames.org

Races Offered

TRIATHLONS (Swim, Bike, Run)

- Beginner = 300m swim / 8ml bike / 1.5ml run
- Sprint = 750m swim / 13ml bike / 5k run
- Olympic = 1500m swim / 27ml bike / 10k run
- 1/3 Iron = 2000m swim / 40ml bike / 9.3ml run

DUATHLONS (Run, Bike, Run)

- Beginner = 1.5ml run / 8ml bike / 1.5ml run
- Sprint = 1.5ml run / 13ml bike / 5k run
- Olympic = 5k run / 27ml bike / 10k run
- 1/3 Iron = 5k run / 40ml bike / 9.3ml run

AQUABIKEs (Swim, Bike)

- Sprint = 750m swim / 13ml bike only
- Olympic = 1500m swim / 27ml bike only
- 1/3 Iron = 2000m swim / 40ml bike only

AQUATHLONS (Swim, Run)

- Sprint = 750m swim / 5k run only
- Olympic = 1500m swim / 10k run only
- 1/3 Iron = 2000m swim / 9.3ml run only

OPEN WATER SWIMS (Swim only)

- 1500m Open Swim (0.93 Miles)
- 3k Open Water Swim (1.86 Miles)
- 5k Open Water Swim (3.1 Miles)

The Triathlon

- This is a swim, bike and run event. You must enter the transition area between events, and you will cross the finish line when you have completed your event. Transition times do count toward your total time. Your final time will include your swim split, transition 1, bike split, transition 2, and run split.

The Aquabike

- This is a swim and bike only event. You must enter the transition area between events. You must enter the transition area, rack your bike and then proceed to the finish line. Aquabikers will exit the transition area

through run out and then proceed to the finish line. Transition times do count toward your total time. Your final time will include your swim split, transition 1, bike split, and transition 2.

The Aquathlon

- This is a swim and run only event. You must enter the transition area between events, and you will cross the finish line when you have completed your event. You must enter the transition area after your swim, get your running gear and then proceed to the run course. At the end of your run you must cross the finish line. Transition times do count toward your total time. Your final time will include your swim split, transition 1, and run split.

The Duathlon

- This is a run, followed by a bike and then another run. You must enter the transition area between events, and you will cross the finish line when you have completed your event. Transition times do count toward your total time. Your final time will include your run 1 split, transition 1, bike split, transition 2, and run 2 split. The duathlon will start at Run Out in the transition area.

Open Water Swim

- This is a swim event only, and will be held on the same course used by the multisport athletes. The start for the open water swim will be the same as all other swimmers. Athletes must leave the water and run up to the finish line at the top of the hill to complete their swim.

Race Venue

- The Ohio Games Triathlon and Multisport Festival will take place at Buck Creek State Park Beach in Springfield, Ohio, which is a short drive North from Dayton and West of Columbus.
- Packet Pick-up, and the Start/Finish Lines will be at the beachfront, across from the park office at 1976 Buck Creek Ln., Springfield, OH 45502. There is plenty of parking at the beachfront, and all the race festivities will be in the far parking lot (farthest from the entrance South of the Park Office).

Parking and Restrooms

There will be parking available at the beachfront; there are restrooms there as well.

Race Swag, Goodies, and Post-Race Meal

Here are the swag and goodies to celebrate your accomplishment. Everyone who registers will get:

- Ohio Games Tee
 - Men's cut, women's cut & youth sizing available
 - To be guaranteed a shirt, you must register at least 2 weeks in advance of the race.
- Ohio Games Triathlon & Multisport Festival Finisher Medal
 - To be guaranteed a race medal, you must register at least 2 weeks in advance of the race.
- Custom Race Bib
- Post Race Food & Drink

State Championships & National State Games of America Qualifying

- Athletes from the State of Ohio who finish in first, second or third overall in their respective race will be the Ohio Games State Champions! Gold, Silver and Bronze medals will be presented to only the top 3 overall male and female finishers in each race (age 0-99). Medals can be picked up at the registration tent at the conclusion of the event. These medals are only for the top overall 3 athletes in each race.
- All athletes who compete in the Ohio Games are eligible to compete in the State Games of America, a National competition for athletes from across the U.S. The State Games of America is held once every 2 years. Not all sports are offered each year; see the site for details. All medalists from any Ohio Games sport (past and present) are eligible to compete in any State Games of America. You are not required to participate in the State Games of America.

- Our races are sanctioned by USAT, and we submit age group results in the triathlon, duathlon, aquathlon, and aquabike in 5-year increments to USAT (within 15 days of the race) for the purposes of calculating national rankings and eligibility for USAT Nationals and All American consideration.

Registration Online **ONLY** at **OhioGames.org**

Registration is online at OhioGames.org and will remain open through the start of the last race on race day. There will not be any in-person registration at the race venue. However you may register online at home, and come out to the race venue for the event, even race day morning. Please also note:

- Prices will increase closer to race day, so register early to save some money.
- Please register in advance to be guaranteed swag. You must register at least 2 weeks in advance to be guaranteed a race shirt and medal. We need to order them in advance and cannot guarantee that anyone registering after the deadline will get one. We do try to order extras but sometimes those run out, so register by the deadline.

Event Pricing

Why do triathlons cost so much?

- A triathlon costs 3 times that of a running race because there are 3 different disciplines (swim, bike & run) in the same event. This means, you need 3 times the supplies, staff, volunteers, contractors, emergency medical & law enforcement personnel. Our goal is to make your race experience top notch and the money you invest in this experience goes to making the race exceptional! Please be advised that **Race Registration is not Refundable.**

2022 Pricing Dates

- Pre-Season: January 1-31
- Regular Registration is February 1-March 31
- Late Registration: April 1-May 31
- Race Week Registration is June 1-19

2022 Event Prices

Kids Ages 18 & Under: Any Race (Skip the Race Tee & SAVE \$5)

- Pre-Season \$45; Regular \$50; Late \$55, Race Week \$60

1500m, 3k & 5k Open Swim (Skip the Race Tee & SAVE \$5)

- Pre-Season \$50; Regular \$55; Late \$60, Race Week \$65

Collegiate Ages 19-25: Any Race (Skip the Race Tee & Save \$5)

- Pre-Season \$65; Regular \$70; Late \$75, Race Week \$80

Beginner Triathlon (Skip the Race Tee & SAVE \$5)

- Pre-Season \$70; Regular \$75; Late \$80, Race Week \$85

Sprint Triathlon, Duathlon, Aquabike & Aquathlon (Skip the Race Tee & SAVE \$5)

- Pre-Season \$80; Regular \$85; Late \$90, Race Week \$95

Olympic Triathlon, Duathlon, Aquabike & Aquathlon (Skip the Race Tee & SAVE \$5)

- Pre-Season \$90; Regular \$95; Late \$100, Race Week \$105

1/3 Iron Triathlon, Duathlon, Aquabike & Aquathlon (Skip the Race Tee & SAVE \$5)

- Pre-Season \$100; Regular \$105; Late \$110, Race Week \$115

* Our races are USA Triathlon Sanctioned and so all participants must have a valid USA Triathlon license (annual or one-day pass) to participate. The event price reflects the cost for USA Triathlon Annual Members. If you are not a USA Triathlon annual member you must purchase a one-day membership for this event with your registration for a cost of \$15. Youth 17 and under can purchase an annual membership for \$10 with registration. All race fees collected are non-refundable. Race pricing does not include online processing fee.

Race Schedule

Saturday, Set-up

- 8:00am-8:00pm: Set-up Transition, Run Course, Registration & Swim Course
- 4:00pm-6:00pm: Registration and Packet Pick-up at the Beachfront
- 9:00pm-5:00am: Overnight staff will camp at the beachfront to secure our supplies; we will avoid open flames while staying on the property.

Sunday, Race Day

- 5:30am-8:15am: Registration and Packet Pick-up at the Beachfront
- 5:30am-8:15am: Transition Check-in for all Races
- 6:45am: All Duathlons Start Following a Brief Pre-Race Meeting
- 7:00am: 1/3 Iron Tri, Aquabike & Aquathlon Start Following a Brief Pre-Race Meeting
- 7:15am: 5k, 3k and 1500m Open Swim Start Following a Brief Pre-Race Meeting
- 7:30am: OLY Tri, Aquabike & Aquathlon Start Following a Brief Pre-Race Meeting
- 7:45 Sprint Tri, Aquabike & Aquathlon Start Following a Brief Pre-Race Meeting
- 8:15am Beginner Triathlon Start Following a Brief Pre-Race Meeting
- 1:00pm: Timing Ends, All Athletes must have completed the race.
- 1:00-3:00pm: Clean-up

Race Time Limits

- We will end timing at 1:00 p.m., meaning that racers will have to complete their race by this time. This gives 1/3 Iron athletes about 6 hours to complete their race, and all other racers 3-4 hours. This should be plenty of time, but if you cannot make the time cut off, please choose a different race distance.

Athletes On Course and Race Cut Offs: We have established race cut off times to respect the use of the park by other parties.

- 7:00am-10:00am: Swimmers will be on Course; by 10:00am all Swimmers must have completed the Swim Course
 - Lifeguards scheduled from 6:00am-11:00am
 - Lifeguard Prepare the Course 6:00-7:00am
 - Guard the Course from 7:00am-10:00am
 - Clean-up: 10:00-11:00am
- 7:00am-11:00am: Cyclists will be on course; by 11:00am all Cyclists must have completed the Bike Course
 - Law Enforcement Scheduled 7:00am-11:00am (4 hours)
 - Course Set-up: 5:30am-7:15am
 - Clean-up: 11:00am-12:00pm

- 6:45am-1:00pm: Runners will be on course; by 1:00pm all Runners must have completed the Run Course
 - Law Enforcement Scheduled 6:30am-1:00pm (6.5 hours)
 - Course Set-up: Saturday 1pm-6pm and Sunday 5am-6:30am
 - Clean up 1:00pm-2:00pm

Packet Pick-up Procedures

Athletes can pick up their race packets on Saturday from 4-6pm or on race morning starting at 5:45am. Packet pickup will be at the Beachfront; please look for the white tents and the registration signs. Packet Pickup will work like this:

- Please register online before you come to packet pick-up. There is no in-person race day registration at the race venue. Registration will remain open online through the start of the last race, so register before you come.
- You are welcome to wear a mask and socially distance at least 6-10 feet from everyone at the race venue. Wearing a mask will be optional. Disposable masks will be available for those who forget, lose or damage their mask on race day.
- You are welcome to pick-up packets for friends or family members. We hope this will limit groups of people and cut down on the number of people picking up packets.
- Give the staff your name and they will give you your race packet, which includes:
 - Swim cap (everyone who will be swimming as a part of their race)
 - Race Bib and Pins
 - Every athlete in the triathlon, duathlon and aquathlon will be required to wear a bib number on the front of their person during the running portion of the race ONLY. You can pin the number to you or use a race belt.
 - Bike Sticker
 - Every athlete in the triathlon, duathlon, and aquabike will be required to have a race number sticker on their bike. Bike numbers can be placed on the top tube or seat post.
 - Event Tee (please register at least 2 weeks in advance to be guaranteed)
 - Finisher Medal (please register at least 2 weeks in advance to be guaranteed)
- NOTE: You will get your timing chip race morning, so please come back to the registration area for that race morning.
- NOTE: You will get your body marking on race morning. Please see the information below for more information on how you will be marked. You will get marked by one of our staffers on race morning.

Post Race

We will have a photobooth, music, food and drink after the race for you. You are welcome to enjoy the post race experience and celebrate your race with family and friends.

Results

Results will be available online at Speedy-Feet.com right after the race or at OhioGames.org later in the day. Results will be submitted to USA Triathlon within 15 days of the race. Results are submitted in 5-year age group increments for the triathlon, duathlon, aquabike and aquathlon for the purposes of USAT rankings

Body Marking

- Body marking is an essential part of triathlons and other multisport races. These numbers help identify you on race day and can be used to help timers, volunteers, staff, and emergency workers identify you.
- Every racer needs to complete body marking.
- Body Marking On Site:

- You will get your body marking on race morning at the entrance of the Transition area (at the Transition tent - look for the banner). There will be a staff member there to body mark you.

Body Marking – You will mark them in 3 places; make the marks large so they are visible at a distance.

STEP 1 – RIGHT & LEFT BICEPS / ALL RACERS:

Write Race number on RIGHT & LEFT BICEP - Race Number is written Large & Vertically on both sides

If you cannot reach your bicep, race numbers can be written on the back of the hand on both sides.

Please also make them horizontal and large.



STEP 2 – LEFT CALF / ALL RACERS EXCEPT OPEN SWIMMERS

Write Abbreviated Race on Racers LEFT CALF

BT = Beginner Triathlon
ST = Sprint Triathlon
OT = Olympic Triathlon
1/3T = 1/3 Iron Triathlon

BD = Beginner Duathlon
SD = Sprint Duathlon
OD = Olympic Duathlon
1/3D = 1/3 Iron Duathlon

SAB = Sprint Aquabike
OAB = Olympic Aquabike
1/3AB = 1/3 Iron Aquabike

SAR = Sprint Aquathlon (Aqua-Run)
OAR = Olympic Aquathlon (Aqua-Run)
1/3AR = 1/3 Iron Aquathlon (Aqua-Run)

STEP 3 – RIGHT CALF / ALL RACERS EXCEPT OPEN SWIMMERS

Write Age (as of Dec 31st) on Racer's RIGHT CALF



Training Resources, Plan and Tips and Tricks

Find helpful training resources including tips and tricks, training plans, and much more at

<https://www.zoomracingusa.com/training/>

Race Packing List

We can help you pack for race day by checking out our packing list at

<https://www.zoomracingusa.com/race-checklist/>



Dream ★ Believe ★ Achieve

OhioGames.org

Course Information

Ohio Games Triathlon Festival
Buck Creek State Park in Springfield, OH
Sunday June 19, 2022

www.ohiogames.org

Mick Mominee, President of Z+ Health & Fitness & Race Director
931 Patterson Road, Dayton, Ohio 45419

Cell: 937-572-5018 & Email: mick@zoomracingusa.com

Course Overview

1. The course is a very scenic swim, bike and run through the Ohio countryside. The swim takes place in CJ Brown Reservoir, an inland lake, which has little boat traffic and offers a very calm swimming experience. Racers will swim out and back along the beachfront. The water is shallower near the shore and you can touch there, but on the backside of the course, you will not be able to touch bottom. Beginner triathletes will be able to touch bottom the entire swim course. The transition area will be up a small hill in the parking lots across from the Buck Creek State Park office. Athletes will be on a paved lot as they transition from segment to segment. The bike course goes through the State Park and onto the paved roads surrounding the park lands. The bike has rolling hills with 233 feet of elevation gains over the course of the 13.5 miles. The run is also mostly flat as it only rises 76 feet over the course of the 3.1 miles. The run is on a paved path and road. The run course is closed to all motorized traffic; the bike course is open to road traffic. Athletes will finish in the parking lots next to the transition area and then can celebrate their accomplishment with our post-race food and drink.

Race Start Details

We are going to use a wave start for the races, but there is plenty of space to spread out if you want to maintain social distance. Here are the starting details:

- There will first be a brief pre-race meeting or you can review all the information in the athlete guide and race website for more information. You may also ask questions of our staff as needed on race day, or email or call us with questions in advance of the race.
- All races will start at the beachfront, with the exception of the duathlons, which start at the Run Out area of Transition.
- Races will start in waves in the water. Please arrive at your designated time.

Start Times

Please arrive at your designated start area at least 15 minutes before your race begins.

- 6:45am: All Duathlons Start Following a Brief Pre-Race Meeting
- 7:00am: 1/2 Iron Tri, Aquabike & Aquathlon Start Following a Brief Pre-Race Meeting
- 7:15am: 5k, 3k and 1500m Open Swim Start Following a Brief Pre-Race Meeting
- 7:30am: OLY Tri, Aquabike & Aquathlon Start Following a Brief Pre-Race Meeting
- 7:45 Sprint Tri, Aquabike & Aquathlon Start Following a Brief Pre-Race Meeting
- 8:15am Beginner Triathlon Start Following a Brief Pre-Race Meeting

Aid Stations

Aid Stations are an essential part of the race course, and can help maintain your energy and effort throughout the race. We will have multiple aid stations on the race course staffed by volunteers. We will have hydration and refueling products. Racers may also carry all of their own aid and hydration on course or leave their refueling products next to the course (socially distanced from others). If you place your own aid on course, please be sure your aid is clearly labeled, and that you do not interfere with other athletes on course as you place or access your aid. Races begin at 6:45am, so be sure your aid is in place before that time.

Aid Station Locations

- Swim Course: There will be a table in the water along the beach for our long distance swimmers to use as needed. The aid will be self-serve and include both hydration and fuel. You are also welcome to put your own aid on the table to access during the race.
- Bike Course: There will be a self-service aid station on the bike course near the turn around with bottled water. You will need to dismount your bike to access this aid. You are also welcome to put your own aid on the table to access during the race.
- Run Course: There are 3 aid stations on course that can be accessed multiple times throughout your run. Each will have water, sport drink and nutrition. The aid stations will be at:
 - Exit of transition area
 - 0.75-mile mark turn around
 - 1.55-mile mark turn around

The Transition Area

- The transition area is limited to only athletes; **spectators are not allowed in the transition area.**
- You will be asked to use the racks labelled for your specific race type and distance. Please only rack in those areas.
- To learn more about how to transition with style and speed, please visit <https://www.zoomracingusa.com/transition/>

The Transitions FAQ

- You must store all your gear in the transition area and enter the transition area between each leg of the race.
- The transition area will be split into zones and racers will rack their bikes in the designated zones. You can put your bike anywhere on the designated racks and store your stuff below your bike.
- Open swimmers and aqua-runners will have a designated zone in the transition area to store their stuff.
- Transition Entrance and Exits will be marked with flags, signs, cones and fencing.
 - **SWIM IN & RUN IN** are on the same side of the transition area, closest to the water. You can walk or run to your rack to get your bike. Grab your bike, put on a helmet and head to Bike Out. If you are doing the Aquathlon, you can head out to the run segment of your race.
 - **BIKE IN & BIKE OUT:** are on the opposite side of the transition area (from swim in and run out). Remember that you must wear a helmet when you are on your bike. Additionally you must put your helmet on before you leave the transition area (after you have exited the swim and picked up your bike in the transition area). You can walk or run your bike to the Mount Line, but may not ride your bike inside the transition area. Mount your bike after you cross the Mount Line and Dismount your bike before you cross the Dismount Line. Again you walk or run your bike back to your rack after you have finished your transition leg. Aquabikers go straight to the finish line after you have completed your bike; you must cross the finish line. Everyone else, after your bike is complete, head to the run portion of your race.
 - **RUN OUT:** is in the same place as run in and swim in. You may run or walk to run out and then complete the run segment of your race. Be sure to cross the finish line at the end of your race.

Maps

1. Swim

- a. 300m: <https://www.mapmyrun.com/routes/view/918595161>
 - i. Beginners go down the beach 1 time on this course
- b. 750m Loop: <https://www.mapmyrun.com/routes/view/918596751>
 - i. Sprint athletes swim this course 1 time clockwise
 - ii. Olympic athletes swim this course 2 times clockwise
 - iii. 3k swimmers complete this course 4 times clockwise
 - iv. $\frac{1}{3}$ Iron athletes do the 500m $\frac{1}{3}$ lap and then 2 laps on this course, going clockwise
 - v. 5k swimmers do the 500m $\frac{1}{3}$ lap and then 6 laps on this course, going clockwise
- c. 500m $\frac{1}{2}$ Lap: <https://www.mapmyrun.com/routes/view/3721853137>
 - i. $\frac{1}{3}$ Iron and 5k Swimmer complete this $\frac{1}{2}$ lap first 1 time (clockwise) before they continue on the 750m loop for the rest of their swim laps

2. Bike

- a. 8 Miles: <https://www.mapmyrun.com/routes/view/4100936971>
 - i. Beginners ride this out and back 1 time
- b. 13.5 Miles: <https://www.mapmyrun.com/routes/view/3603835240>
 - i. Sprinters ride counter clockwise to complete 1 loops for 13.5 total miles
 - ii. Olympic racers ride counter clockwise to for 2 loops for 27 total miles
 - iii. The $\frac{1}{3}$ Iron race is 3 counter clockwise loops for 40 total miles

3. Run

- a. 1.5 Miles: <https://www.mapmyrun.com/routes/view/3721850572>
 - i. Beginners complete this once out and back for 1.5 miles total of running
- b. 5k: <https://www.mapmyrun.com/routes/view/1291645513>
 - i. Sprint racers complete this out and back 1 time for a 5k (3.1 miles)
 - ii. Olympic racers complete this out and back 2 times for a total of 10k (6.2 miles)
 - iii. $\frac{1}{3}$ Iron athletes complete this out and back 3 times for 9.3 total miles

Swim FAQ

- **WETSUITS:** If the water temperature is below 78 degrees we will be wetsuit legal. This means you can wear a wetsuit if you want, but you do not have to wear one.
- **SWIM CAPS:** Please be sure you wear a swim cap for safety. We will give you a swim cap on race day.
- **COURSE:** See the course maps. The courses will be marked with large buoys.
- **DISTANCES:**
 - The 5000m Swim begins with a 500m $\frac{1}{2}$ lap and then 6 laps on a 750m loop.
 - The 3000m Swim is 4 laps on a 750m loop.
 - The 2000m Swim begins with a 500m $\frac{1}{2}$ lap and then 2 laps on a 750m loop.
 - The 1500m Swim is 2 laps on a 750m loop.
 - The 750m Swim is 1 lap on a 750m loop.
 - The 300m beginner swim is a point to point swim one way down the beach in shallow water.
- **EMERGENCIES:** If you need to be rescued by a lifeguard throw your hands in the air (call out if you can). If you need a rescue you will not be allowed to continue the race, unless you are cleared by our medical staff. If you are allowed to continue, you will be DQed from the race results. Along the shore the water will be shallow enough that you can stop, stand, rest or walk. If you want to walk, the water must be above your belly button. Beginner swimmers will be able to touch the bottom for the whole course. On the 750m swim loop, you cannot touch the bottom on the backside of the course.
- **TO TRANSITION & OPEN SWIM FINISH:** Once you have completed your swim, exit the water and run up the beach to the transition area or the finish line. Follow the cones, chalk and signs.

- **SWIM CUT OFF:** Everyone must have completed the swim course by 10:00am. This should give everyone plenty of time to complete this segment of the race.

Bike FAQ

- **WHAT BIKE TO USE:** You can ride most any upright human powered bike in the race including but not limited to road bikes (10 speed), mountain bikes, & hybrid bikes.
- **HELMET:** Remember that you must wear a helmet when you are on your bike. Additionally you must put your helmet on before you leave the transition area (after you have exited the swim and picked up your bike in the transition area).
- **DRAFTING IS NOT ALLOWED:** Please refer to the USA Triathlon rules for more information.
- **COURSE MARKINGS:** The bike course is marked with signs and cones. There will be a sign at each turn, so if you do not see a sign, please proceed straight. All turns are marked with signs. We DO NOT make any marks on the roadway surface, so please ignore all paint on the road surface. These are from other races and may take you off course.
- **SAFETY:** The roads are open to traffic, so please obey traffic laws unless law enforcement tells you otherwise. Law enforcement will be on all corners and in major intersections. You may have the right of way but cars may not know this, so be alert. Please stay within your lane when turning; avoid oncoming traffic when turning. Please ride on the RIGHT side of your lane as close to the WHITE line as possible unless you are passing or it is unsafe. DO NOT pass cars unless you are instructed to do so. You would not want them to turn into you. Should you have an emergency, alert another rider so they can get help. Be sure you obey the traffic laws unless an officer is present and allows you to proceed & has stopped all the cars. Please put safety first, and have a great race!
- **COURSE MAPS:** Please review the course maps before the race. It is your duty to know the course. Each race venue will have its own unique bike course.
 - Beginner triathletes and duathletes will have a unique course so please study the race map. This course will be out and back.
 - Sprint triathletes, duathletes and aquabikers will complete 1 lap on the 13-mile course.
 - Olympic triathletes, duathletes and aquabikers will complete 2 laps on the 13-mile course.
 - 1/3 Iron triathletes, duathletes and aquabikers will complete 3 laps on the 13-mile course.
 - Athletes will need to re-enter the park to turn around and go back out for the next lap.
- **BIKE CUT OFF:** Everyone must have completed the bike course by 11:00am. This should give everyone plenty of time to complete this segment of the race.

Run FAQ

- **COURSE MAPS:** Please review the course maps before the race. It is your duty to know the course. The run course is marked with signs, cones and chalk. If you do not see a sign, cone or chalk/spray arrow keep going straight. There will also be volunteers on course as well. Each race venue will have its own unique run course, so please review the course maps. All runs will be out and back.
- There will be one common 5k, out and back, course used by all athletes. Athletes will run 1.55-miles out and 1.55 miles back on course.
 - If you are running 1.5 miles you will turn around at the .75-mile mark.
 - If you are running 3.1-miles you will complete 1 lap of the course.
 - If you are running 6.2-miles you will complete 2 laps of the course.
 - If you are running 9.3-miles you will complete 3 laps of the course.

The Finish Line

All athletes will have a common finish line. Everyone else must walk, jog or run through the common finish line. Open Water Swimmers need to run up the beach and through the finish line. Aquabikers need to rack their bikes and then walk, jog or run through the finish line. Everyone else will finish their run race segment and run through the finish line arch.

Results

Results will be available online at Speedy-Feet.com right after the race or at OhioGames.org later in the day. Results will be submitted to USA Triathlon within 15 days of the race. Results are submitted in 5-year age group increments for the triathlon, duathlon, aquabike and aquathlon for the purposes of USAT rankings



Dream ★ Believe ★ Achieve

OhioGames.org

Race Course Turn by Turn

Ohio Games Triathlon Festival

Buck Creek State Park in Springfield, OH

Sunday June 19, 2022

www.ohiogames.org

Mick Mominee, President of Z+ Health & Fitness & Race Director

931 Patterson Road, Dayton, Ohio 45419

Cell: 937-572-5018 & Email: mick@zoomracingusa.com

Swim Course

- The swim course is in an in-land lake, called the CJ Brown Reservoir.
- The swim course will be marked with large orange and green buoys.
- The swim is an in-water start, and will start on the South end of the Beach, closest to Robert Eastman Road.
- The swim is clockwise. Keep all buoys on your right.
- **Turn by Turn Swim Directions**
 - The 5000m Swim begins with a 500m ½ lap and then 6 laps on a 750m loop.
 - Swim by 2 orange triangles, then cut across the course by the 2 green circle buoys for the half lap. Then swim by the 4 orange triangles for the full lap.
 - The 3000m Swim is 4 laps on a 750m loop.
 - Swim the 4 orange triangles for the full lap.
 - The 2000m Swim begins with a 500m ½ lap and then 2 laps on a 750m loop.
 - Swim by 2 orange triangles, then cut across the course by the 2 green circle buoys for the half lap. Then swim by the 4 orange triangles for the full lap.
 - The 1500m Swim is 2 laps on a 750m loop.
 - Swim the 4 orange triangles for the full lap.
 - The 750m Swim is 1 lap on a 750m loop.
 - Swim the 4 orange triangles for the full lap.
 - The 300m beginner swim is a point-to-point swim one way down the beach in shallow water.
 - You will swim straight down the beach from right to left. You will meet at the common start and we will walk down the beach to your start line.
- **To Transition:** Once you have completed your swim, exit the water and run up the beach hill to the transition area. Follow the cones, chalk and signs.
- **Aquathlon (Aqua-Run):** Once you have finished your swim, enter the transition area, grab your run equipment and head out on the run course.
- **Open Water Swim Finish:** You must complete the swim and run/walk up the beach hill and go through the finish line. Your time stops when you cross the common finish line. Follow the cones, chalk and signs.

Bike Course

- The bike has rolling hills with 233 feet of elevation gains over the course of the 13.5 miles. It will be on paved roads the entire time. We will not close any roads, so the bike course will be open to traffic. Local enforcement will monitor intersections so athletes can proceed without stopping for road signs and signals. Racers must obey the directions of local law enforcement and also be aware of traffic on course. While riding, with the exception of intersections with local law enforcement, riders will be expected to obey the rules of the road. The course will be marked with yard signs placed alongside the road (before and at each turn) and 28-inch traffic cones.
- The 13.5ml course will be marked with white signs that have black arrows, and orange traffic cones.
- The 8ml course will be marked with white signs that have red arrows, and orange traffic cones.
- **13.5 Mile & 8-Mile Bike Course**
 - The Start Line is in the last (Southern Most) parking lot at the Beachfront
 - Leave the parking lots by biking North.
 - Turn right onto Buck Creek Ln
 - Turn left onto Old Columbus Rd and ride East
 - Turn left onto Mahar Rd and ride North
 - **Beginner Tri and Du ONLY:** 8-mile riders will turn around on Mahar (at the trailer park entrance) and ride back the same way they came. Note: This will be marked with red arrow signs ONLY.
 - Turn left onto Moorfield Rd and ride West
 - Turn left onto Grant Rd and ride South
 - Turn right onto Old Columbus Rd and ride West
 - Turn right onto Buck Creek Ln and ride back to the transition area
 - Turn Left into the Park and head to the transition area or turn around for the next lap.
 - The **Turn Around for the Next Lap** will be at the entrance of the park. You will loop around the grass island at the park beachfront entrance. Go around that island and head back out for your next lap.
 - If you are heading to the **Transition Area** then you continue to the last parking lot.
- **Bike Course Reminders**
 - Please wear a helmet while on your bike.
 - Be sure you yield to all traffic, so you are safe. While the officers are there to allow you to ride through stop signs and lights, the cars may not obey the police, so ride safely.
 - Ride as close to the right side of the lane as possible, so other riders can pass you safely.
 - Do not cross the yellow line at any time.
- **Transition Reminders**
 - Be sure you mount your bike after the Mount Flag
 - Be sure you dismount your bike before the Dismount Flag.
 - You must walk or run your bike in transition; you cannot ride your bike in the transition area.
- **Aquabike Finish**
 - Please note you need to cross the common finish line to finish your event. So, once you have completed your bike, enter the transition area, and rack your bike. Then exit the transition area through the run out, and go through the finish line.

Run Course

- The run is mostly flat as it only rises 76 feet over the course of the 3.1 miles. It is an out and back course on a paved path and road. Athletes will run to the end of the levy and back. The run course is closed to all motorized traffic.
- **5k and 1.5ml Run Course**

- The Start Line is in the last (Southern Most) parking lot at the Beachfront
- Head west/southwest on Buck Creek Trail toward Robert Eastman Rd
- Cross Robert Eastman, Turn right and head west Buck Creek Bike Path toward Engineers Rd
- Turn right and head north onto Engineers Rd Restricted usage road (Levy)
- Run to the end of the levy and turn around on the Buck Creek Trail
- Head south on Engineers Rd toward Buck Creek Trail Restricted usage road (Levy)
- Turn left and head east on Buck Creek Bike Path toward Buck Creek Trail
- Turn left onto Buck Creek Trail and run to the finish line
- The Finish Line is in the last (Southern Most) parking lot at the Beachfront

Finish Line

- Everyone must cross the Finish Line to get their final time.
- The finish line will be marked with a large inflatable (unless wind prevents its safe use), finish line flags, cones, and signs.

Results

Results will be available online at Speedy-Feet.com right after the race or at OhioGames.org later in the day. Results will be submitted to USA Triathlon within 15 days of the race. Results are submitted in 5-year age group increments for the triathlon, duathlon, aquabike and aquathlon for the purposes of USAT rankings



Dream ★ Believe ★ Achieve
OhioGames.org

Emergency Action Plan

Ohio Games Triathlon Festival
Buck Creek State Park in Springfield, OH

Sunday June 19, 2022

www.ohiogames.org

Mick Mominee, President of Z+ Health & Fitness & Race Director
931 Patterson Road, Dayton, Ohio 45419
Cell: 937-572-5018 & Email: mick@zoomracingusa.com

In the Case of Emergency
Call Race Director 937-572-5018 (Mick) and/or 911

Emergency Contingency Policy & Plans

Races and events will be held unless race management, in consultation with local safety officials, determines that race conditions are too dangerous. Every effort will be made to conduct the race and to ensure the safety of all participants. Events may be held in the rain or snow or if there is snow on the course, so please prepare in advance. If the race is cancelled there will be no refunds. This position is consistent with USAT & USATF recommendations and with the protocol of sharing the risks associated with the sports of running, biking, swimming, triathlon, duathlon, aquabike and aquathlon. Each athlete must accept any such risk for their entry fee paid including other amenities paid for such as t-shirts, insurance, and online administrative fees. All fees collected are used to develop and produce the event, including all race supplies. In the event of Inclement Weather, Global Pandemic, Acts of God, or unforeseen circumstances, we reserve the right to alter, cancel or eliminate any/all portions of the race. The following procedure will be followed:

- The race director in consultation with local safety officials will make the final decision to delay, adjust or cancel the race.
- The decision will be posted on the website, in social media and communicated at the race venue via the PA announcing system.
- In the case of an emergency please dial 911. Volunteers will be instructed to contact 911 in the case of an emergency.

Stormy Weather Plan!

In the case of rain and thunderstorms on race day we will enact the following safety measures, which will help keep athletes safe and have been developed by our safety professionals in consultation with USAT triathlon. Our goal is to do everything in our power to host a complete race. We will delay or shorten race courses if only if necessary. Cancellation is our very last resort and will only be considered after all of the following measures have been taken on race day.

1. In the case of only rain or clear weather we will plan for an on-time starts and complete all races as planned.

2. In the case of lightning we will delay the race starts to at least 30 minutes after the last lightning strike within the area. We will not race on course if lightning is present, but will continue to race when the lightning ceases and has moved from the area.
3. If lightning is present during a race we will stop the race and pull athletes off the course. Athletes wishing to continue may get back on course 30 minutes after the last lightning strike. Any racer wanting to continue on to the bike or run will do so at their own risk. Racers will not be allowed to swim with lightning present. Once we are clear of lightning we will restart or continue the race.
4. In the case of prolonged lightning and storms in the area, we will start races later in the day and potentially adjust race distances by shortening them.
5. If inclement weather is predicted we may adjust race courses, race distances or eliminate segments of the race so to keep athletes safe and close to our base camp and shelter in the case of quickly approaching storms.

IN THE CASE OF A HUMAN CAUSES THREAT: CALL 911, Then Run, Hide, or Fight

Purpose: In the case of an incident at one of our events, we have prepared a simple response plan, based on recommendations created by the Department of Homeland Security and local Law Enforcement. These events often happen without warning, and can be unpredictable. We have created this plan in the event of such an incident.

You can learn more at: <https://www.dhs.gov/what-to-do-bomb-threat#> & <https://www.dhs.gov/private-citizen>

The Basics

1. First, if you experience any type of an emergency at one of our events please first call 911. You can also alert a race official, staff member or volunteer. They will have a direct line of communication with emergency officials. We will alert the appropriate authorities and enact the appropriate response plan (detailed below).
2. Second assess the situation, and, if able, get to safety. If you feel a threat, please first get to safety. This may include, running, hiding, ducking, laying down, going off course to shelter, or getting away from the threat. If you are in the midst of a race event, please stop racing and get to safety. Your time is not more important than your safety.
3. Third, report into family, friends and race officials. Once you have found a safe place, and if able, please alert family, friends, and race officials. You can email, call, text us at 937-572-5018 or mick@zoomracingusa.com. We request you touch base with our staff so we know you are okay and safe.
4. Someone will contact you about collecting your belongings. If you have to leave in the case of an emergency, we will find a way to get you all of your belongings. We will secure them until you or someone you know is able to retrieve them. We will work with local law enforcement and authorities to secure your things.

Run, Hide, Fight: The Department of Homeland Security has developed the run, hide, fight protocol. In the case of an emergency, there might not be time to enact an emergency plan. Chaos may ensue, and things move very quickly. With that in mind, Department of Homeland Security recommends you take any of the following actions. Run. Hide. Fight. There is no right way to respond, and each situation is different. So, they recommend doing any or all of the following:

- Run: Get away from the threat as soon as you can.
- Hide: Get out of the line of sight or the vicinity of the threat. This may mean ducking, finding shelter, barricading yourself in, or using natural obstacles to hide from the threat.
- Fight: Should the threat be imminent or should you feel called to engage the threat, you can fight. This can take many forms, but it has the goal of stopping the threat and saving additional lives.

Pocket card found at: https://www.dhs.gov/sites/default/files/publications/active_shooter_pocket_card_508.pdf

Our Emergency Protocol: In the case of an emergency, threat and/or an uncertain situation that could potentially endanger lives, we will call 911 and alert the appropriate authorities. In conjunction with local authorities, we will assess the threat and take appropriate action.

1. In the face of a threat, we may need to stop the race. We will consult local law enforcement in this decision. In this case, a race official, staff member or law enforcement officer will inform you that the race is stopped. They may hold you on course and not allow you to proceed until the threat has been eliminated. This is for your safety. If the race is stopped or cancelled we will give you further directions on how to return to the start finish line or parking area to retrieve your things. We will additionally stop all timing, and results will reflect this. We will make a note in the results to reflect this situation. We will only post times for people who completed the entire race before the race was stopped. We will not be able to provide refunds under these circumstances; we apologize for any inconvenience this may cause.
2. In the face of a threat, we may need to delay the race. We will consult local law enforcement in this decision. In this case, a race official, staff member or law enforcement officer will inform you that the race is delayed. They may hold you on course and not allow you to proceed until the threat has been eliminated. This is for your safety. Should the race be delayed, we may allow you to continue racing once the threat has been eliminated. This is optional. If the race is delayed, we will not be able to adjust your finishing time. Should you want your finishing time, we will make a note in the results to reflect the delay. We will not be able to provide refunds under these circumstances; we apologize for any inconvenience this may cause.
3. We may need to cancel the race. We will consult local law enforcement in this decision. In this case, a race official, staff member or law enforcement officer will inform you that the race is cancelled. This is for your safety. Should the race be cancelled due to a serious threat we will not be able to provide refunds under these circumstances; we apologize for any inconvenience this may cause. Race cancellation is a last resort, and will only be used for your safety.

In the Case of Emergency

Call Race Director 937-572-5018 (Mick) and/or 911

Introduction: The purpose of the emergency action plan is to guide athletic personnel, emergency medical services, and event volunteers in the event of an emergency situation.

Medical Personnel: Medical personnel may include, but not be limited to, ambulance, licensed physicians (MD/DO/DC), EMT's, certified athletic trainers, physician assistants, and lifeguards. Volunteers and athletic training students may also be present assuming the role of a first responder with basic first aid training.

Emergency Equipment: First Aid Kits at the Registration Tent & Aid Stations

Role of First Responders

1. Establish safety of scene
2. Immediate care of the athlete
3. Assess the ABC's (Airway, Breathing, Circulation)
4. Activate the Emergency Management System (EMS), when necessary
5. Call to medical director and/or 911
6. Control scene: limit scene to first aid providers and EMS. Direct other athletes around scene and move any bystanders away from the area.

On-field Management

If Conscious...	If Unconscious....
<p>If Head/Neck Injury</p> <ul style="list-style-type: none">- Check Airway/Breathing/Circulation- Stabilize C-spine- Call Medical Director and EMS- Determine need for spineboard <p>No Head/Neck Injury</p> <ul style="list-style-type: none">- Quick assessment of condition- Determine need of EMS- If minor injury, give basic first aid and notify Medical Director <p>In case of severe orthopedic trauma:</p> <ul style="list-style-type: none">- Call Medical Director and EMS	<ul style="list-style-type: none">- Check ABC's- Assume Head/Neck Injury- Call Medical Director and EMS- Medical Director and EMS spineboard athlete- Monitor ABC's and transport to hospital

Extreme Heat

Heat Cramps – symptoms include painful cramps involving abdominal muscles and extremities caused by intense, prolonged exercise in the heat and depletion of salt and water due to profuse sweating. Rehydrating and stretching is the proper course of treatment.

Heat Syncope – symptoms include weakness, fatigue, and fainting due to loss of salt and water in sweat and exercise in the heat; predisposes to heat stroke. Lay down athlete in cool place and rehydrate.

Heat Exhaustion – symptoms include reduced sweating, elevated skin and core body temperature, excessive thirst, weakness, headache, and sometimes unconsciousness. May also accompany nausea and vomiting. Move athlete to cool place and take action to lower body temperature and rehydrate. Notify Medical Director and EMS immediately.

Heat Stroke – abrupt onset, headache, fatigue, flushed skin, reduced sweating, increased heart rate, increased respiratory rate, rapid rise in body temperature. Take immediate emergency action to reduce temperature (ice bath, ice towel). Notify Medical Director and EMS immediately and athlete is to be removed to the hospital as soon as possible.

NOAA's National Weather Service

Heat Index

Temperature (°F)

Relative Humidity (%)	80	82	84	86	88	90	92	94	96	98	100	102	104	106	108	110
40	80	81	83	85	88	91	94	97	101	105	109	114	119	124	130	136
45	80	82	84	87	89	93	96	100	104	109	114	119	124	130	137	
50	81	83	85	88	91	95	99	103	108	113	118	124	131	137		
55	81	84	86	89	93	97	101	106	112	117	124	130	137			
60	82	84	88	91	95	100	105	110	116	123	129	137				
65	82	85	89	93	98	103	108	114	121	128	136					
70	83	86	90	95	100	105	112	119	126	134						
75	84	88	92	97	103	109	116	124	132							
80	84	89	94	100	106	113	121	129								
85	85	90	96	102	110	117	126	135								
90	86	91	98	105	113	122	131									
95	86	93	100	108	117	127										
100	87	95	103	112	121	132										

Likelihood of Heat Disorders with Prolonged Exposure or Strenuous Activity

Caution
 Extreme Caution
 Danger
 Extreme Danger

If conditions fall into the “B” category, extra precautions should be taken to ensure athlete hydration and cooling off. Ice baths and towels should be placed at the base tent and ice towels at hydration stations.

If conditions fall into the “C” or “D” category, actions should be taken to post-pone or reschedule the race.

Lightning

Proximity of lightning will be determined by a lightning detector or by the Flash-to-bang method. Using the flash-to-bang method, distance of lightning is determined by counting the seconds between the flash of lightning and when the thunder is heard. That number is then divided by five (5) to calculate the distance in miles the lightning is occurring. (Ex: 30 seconds is counted between the flash of lightning and bang of thunder, 30 divided by 5 = 6 miles way)

- Flash-to-bang count that is at 30 or less (6 miles) there is inherent danger and race should be suspended and situation should be monitored
- Flash-to-bang count at 15 or less (3 miles) there is immediate danger, seek shelter immediately
- All athletes should be moved to their cars, find shelter.
- If unable to reach shelter, assume a crouched position with head down and arms hugging around your knees (avoid trees and other tall structures)
- 30 minutes will be allowed from the last lightning flash seen or the last flash-to-bang count greater than 30 before the race will be permitted to continue
- If inclement weather approaches during the course of the race, all emergency contacts will be notified to help assist athletes to safety

Heavy Winds

In the event of heavy winds, the Race Director should make certain no race apparatus or equipment being used will topple and cause injury to anyone in the area. This includes tents, speakers, finish/start lines, bike racks, banners, etc.

Tornado

In the event of a tornado, the Race Director should communicate with all athletes, volunteers, and other personnel that a tornado warning has been issued. All parties at the race site should be instructed to move to a safe location and take shelter. If it is during the course of the race and shelter is unavailable, all should be instructed to lie flat in a ditch or depression and cover their head with their hands. It is advised to all athletes to wear their helmets at all times.

Heavy Rains

While rain itself is not a danger to athletes and volunteers, rain slicked road ways, standing water and poor visibility are all dangers that may result from heavy rainfall. The Race Director will communicate with local law enforcement to determine the condition of the roadways and running trails.

Directions to Nearest Hospital/Medical Facility:

Directions to Springfield Regional Medical Center at 100 Medical Center Dr, Springfield, OH 45504.

Phone: (937) 523-1000 - Exit Buck Creek State Park and turn RIGHT onto Buck Creek Ln. Turn RIGHT onto Old Columbus Rd. Turn LEFT onto N Greenmount Ave. Turn RIGHT onto Warder St. Continue on E North St. Turn RIGHT onto N Plum St. Turn RIGHT at Cedar St and the Hospital will be on your LEFT.

The Hospital is 6.5 miles from the Buck Creek State Park Beach.



Dream ★ Believe ★ Achieve
OhioGames.org

COVID-19 Safety Protocols

Developed in Partnership with the Ohio Department of Health

Ohio Games Triathlon Festival

Buck Creek State Park in Springfield, OH

Sunday June 19, 2022

www.ohiogames.org

Mick Mominee, President of Z+ Health & Fitness & Race Director
931 Patterson Road, Dayton, Ohio 45419

Cell: 937-572-5018 & Email: mick@zoomracingusa.com

Please complete Home Safety Self Check Before Arriving at Race Venue

Before coming to the race, please do a safety self-check at home. If you answer yes to any of the following questions, please stay home and do not come to the race.

COVID-19 Home Safety Self Check

1. Have you had close contact with or cared for someone diagnosed with COVID-19 within the last 14 days?
2. Do you have a temperature greater than 100 degrees Fahrenheit?
3. Have you experienced any cold or flu-like symptoms in the last 14 days or any 2 of the following symptoms:
 - a. Cough
 - b. Shortness of breath or difficulty breathing
 - c. Fever
 - d. Chills
 - e. Repeated shaking with chills
 - f. Muscle pain
 - g. Headache
 - h. Sore throat
 - i. New loss of taste or smell

If you can answer no to all of the above questions, please come and race with us!

RACE VENUE COVID-19 SAFETY GUIDELINES

1. If you have symptoms of COVID-19 you may not participate.
 - a. We ask that you conduct a COVID-19 Home Safety Self-Check and we will also conduct one with you before you pick up your packet. You can see the COVID-19 Home Safety Self-Check above. If you are experiencing symptoms, please stay home. You can review a list of symptoms at the Center for Disease Control website here:
<https://www.cdc.gov/coronavirus/2019-ncov/symptoms-testing/symptoms.html>
2. There is no in-person race day registration at the race venue, but you can register online and then come see us. You can register online at home at OhioGames.org all the way through race morning. So register online and then come and see us.
3. Masks will be optional. We will have disposable masks at packet pick-up if you need one.

4. Athletes will receive all their race supplies in a bag at Packet Pickup. This will limit staff and athlete contact. Race bags will be pre-packed and handled by staff that have passed a COVID-19 Home Safety Self Check. Athletes will need to pick-up their timing chips separately on race morning.
5. There will be a separate Start and Finish line so we can socially distance and allow one-way flow of athletes on race day. These will be clearly marked on race day.
6. We will have staggered starts in waves on race day. See the information above for start time and procedures.
7. Hand sanitizer stations will be provided and staff will also regularly clean high traffic areas throughout the race.
8. There is to be no spitting, or projections of any bodily fluid before, during or after race. We will have portable restrooms at packet pickup and on course for you to use.
9. Before and during the race, we recommend that participants socially distance and try to give other racers plenty of space whenever possible.
10. There will be Emergency personnel on site to assist in the case of emergency, including lifeguards, law enforcement and medical staff. They will all be equipped with protective and safety equipment.



Dream ★ Believe ★ Achieve

OhioGames.org

Police / Ranger Plan

Ohio Games Triathlon Festival
Buck Creek State Park in Springfield, OH
Sunday June 19, 2022

www.ohiogames.org

Mick Mominee, President of Z+ Health & Fitness & Race Director
931 Patterson Road, Dayton, Ohio 45419
Cell: 937-572-5018 & Email: mick@zoomracingusa.com

Law Enforcement Notes:

- **Swim Course:** We would like to request a ranger boat to help monitor the swimmers on course.
- **Bike Course:** We do not propose the closure of any roads. We request that local law enforcement monitor intersections so athletes can proceed without stopping for road signs and signals. We will advise racers that they must obey the directions of local law enforcement and also be aware of traffic on course. While riding, with the exception of intersections with local law enforcement, riders will be expected to obey the rules of the road. The course will be marked with yard signs and 28 inch traffic cones. The Turn by Turn Directions are listed below.
- **Run Course:** We are planning to across Robert Eastman, and then across the Levy. We would request that we close Robert Eastman from 6:30am-1:30pm on Sunday. We will then work with the Army Corp of Engineers to get access to the levy path. So we will not need any officers to work this part of the course. We will need an officer to close Robert Eastman and reopen it as well. Please note, we will need to get 1 of our vehicles onto Robert Eastman during the race.
- **Beer Area:** We are considering having alcohol (canned, single serving beer) on site for the post race party. We want to be sure that we can safely gather after the event (COVID cases are low) before we make a final decision on this part of the event, but we are adding it to the permit process. We plan to apply for the permission from the park, add liability extra insurance, and have a ranger staff this closed area. We had this feature in our races in 2018 and 2019, so we are familiar with the process. Adults who are consuming will have wristbands. Our staff will do an ID check at registration. And a trained server will distribute the beer to only athletes with wristbands. We will keep all drinkers in an enclosed area that will be monitored by law enforcement. See the details below.

Law Enforcement Detail

- **Swim Course from 7:00am - 11:00am (4 hours)**
 - 1 Ranger and Boat: Please help us monitor the swim area; we will also have lifeguards on site.
- **Bike Course from 7:00am - 11:00am (4 hours)** Please work with your supervisor and arrive at your station on course
 - 1-2 Rangers: Park Entrance at the Beachfront
 - 1-2 Police: Buck Creek Lane and Old Columbus
 - 1 Police: Old Columbus and Mahar
 - 1 Police at the Trailer Park on Mahar for the 8-mile Beginner Course Turn Around
 - 1 Police: Mahar and Moorefield

- 1 Police: Moorefield and Grant
- 1 Police: Grant and Old Columbus
- **Run Course:** None as the course will be closed to traffic. We will need an officer to close Robert Eastman and reopen it as well. Please note, we will need to get 1 of our vehicles onto Robert Eastman during the race.
- **Beer Area from 8:00am - 1:00pm (5 hours):** To monitor the (closed in) post race party area with the beer, which will be next to the finish line in the food/drink area.

Beer Distribution Details

We have included beer at our triathlon event. Z Plus Health And Fitness, a local non-profit organization will be securing an F permit from the State of Ohio. Below are the details for offering beer at the event.

Non-Profit Organization: Z Plus Health And Fitness

- Z Plus Health & Fitness, 931 Patterson Road, Dayton, Ohio 45419
- Nick Curry (Vice President), 937-681-4837 & Rebekah Brately (Board of Directors), 614-381-2781
- Non Profit ID # is 46-3864965

Obtaining an F Permit

- We will be obtaining an F Permit from the State of Ohio.

Schedule of Beer Distribution

- Event begins at 5:30am and ends at 1:30pm. Beer will be distributed from 8:00am-1:00pm (5 hours).

Beer Distribution, Security, Guidelines & FAQ

- We will hire 1 ranger or police officer to help monitor the beer sales designated area from 8:00am-1:00pm.
- We will fence off the area where beer (food and other drinks) will be distributed and consumed. We will use temporary fencing around this area and post signs that beer must be consumed in this area. The area will have 1 entrance and 1 exit. Only those with wristbands (over 21 years of age) may consume beer in this area. See attached map for more details.
- We will have trained staff members (over the age 21) facilitate the beer distribution. Racers will be required to show ID at the registration tent (must be over 21 years of age on race day) to obtain a wristband. Wristbands will be distributed at the registration tent. Wristband wearers will present their wristband at the beer distribution table, and they will be give at a minimum of 1 beer at a time. Racers may consume a maximum of 2 beers after the event. Beer will be distributed in cans or plastic cups.



COMMONLY VIOLATED RULES & PENALTIES - PLEASE DISTRIBUTE TO ALL ATHLETES

1. Helmets:

Only helmets approved by the US Consumer Product Safety Commission (CPSC) may be used in USAT sanctioned events. Helmets must be worn and securely fastened at all times while in possession of your bike. This means before, during, and after the event.

Penalty: Disqualification

2. Chin Straps:

Chin straps must be fastened at all times while in possession of your bike. This means from the time you remove your bike from the rack at the start of the bike leg, until after you have placed your bike on the rack at the finish of the bike leg.

Penalty: Disqualification on the course; time penalty in transition area only.

3. Unauthorized Assistance:

No assistance other than that offered by race staff (including volunteers), medical officials and active participants may be used. Triathlons and duathlons are individual tests of fitness.

Penalty: Time penalty

Participants competing in the same event may assist each other with incidental items such as, but not restricted to, food and drinks after an aid station, pumps, tubular tires, inner tubes and puncture repair kits; Participants may not provide any item of equipment to another participant competing in the same event which results in the donor participant being unable to continue with their own competition. This includes but is not restricted to complete bicycle, frame, wheels and helmet. A participant shall not physically assist the forward progress of another participant on any part of the course

Penalty: Disqualification of both participants

4. Transition Area:

All equipment must be placed in the properly designated and individually assigned bike corral. The wheel of the bicycle must be down on the side of the assigned space. All participants must return their bicycles to an upright position in their designated bicycle corral.

Penalty: Time penalty

No person shall interfere with another participant's equipment or impede the progress of another participant.

Penalty: Time penalty or disqualification

All bar ends must be solidly plugged. No participant shall bring ANY glass containers into the transition area.

Penalty: Disqualification

5. Bike Position Rules:

Drafting--keep at least three bike lengths of clear space between you and the cyclist in front. If you move into the zone, you must complete your pass within 15 seconds.

Position--keep to the right-hand side of the lane of travel unless passing.

Illegal Pass--cyclists must pass on the left, not on the right.

Blocking--riding on the left side of the lane without passing anyone and impeding other cyclists attempting to pass.

Overtaken--once passed, you must immediately make rearward progress out of the draft zone of the passing cyclist and move completely out of the draft zone within 15 seconds.

Penalty: Time penalty

6. Course:

All competitors are required to follow the prescribed course, complete the course in its entirety, and to stay within all coned lanes. Cutting the course is an obvious violation and going outside the course is a safety issue. Cyclists shall not cross a solid yellow center line for ANY reason. Cyclists must obey all applicable traffic laws at all times.

Penalty: Officials discretion (judgement call), time penalty or disqualification

7. Unsportsmanlike Conduct:

Verbal or physical abuse of others is not acceptable or tolerated. Participants shall refrain from unsportsmanlike conduct at all times while at the event and during competition, including the use of abusive language; violent acts; intentional misconduct; or any intimidating behavior directed toward, including but not limited to participants, officials, event staff, volunteers and spectators.

Penalty: Disqualification

8. Headphones and Phones:

Headphones, headset, radio, or a personal audio device may not be carried or worn during competition.

Penalty: Time penalty

Participants may carry a phone (such as, mounted on bike handlebars or in an arm band), but may not use communication devices of any type, including but not limited to cell phones, smart watches, and two-way radios, in any distractive manner during the competition. A “distractive manner” includes but is not limited to making or receiving phone calls, sending or receiving text messages, playing music, using social media, taking photographs or using in a one- or two-way radio communication. Using any communication device in this manner during the competition will result in disqualification.

9. Race numbers:

All athletes are required to wear race numbers at all times during the run. Numbers must be clearly visible at all times. Numbers may not be altered in any way that prevents a clear identification. **DO NOT transfer your number to any other athlete or take a number from an athlete that is not competing.**

Penalty: Time penalty for missing or altered number, Disqualification and one year suspension from membership in USAT for transferring a number without race director permission.

10. Wetsuits:

Each age group participant shall be permitted to wear a wet suit in any event sanctioned by USA Triathlon, governed by the following table:

Age Group Athletes (all swim lengths):

Below 60.8°F	60.9°F – 78°F	78.1°F – 83.9°F	84°F or Above
Mandatory*	Permitted	Permitted Participatory only, ineligible for awards/rankings	Forbidden

*when wet suits are mandatory, the wet suit must cover at least the torso and back

Penalty: Disqualification

11. Abandonment:

No participant shall dispose of trash or discard any equipment or personal gear on or around the race course, except at clearly identified disposal points, such as aid stations.

Penalty: Time penalty


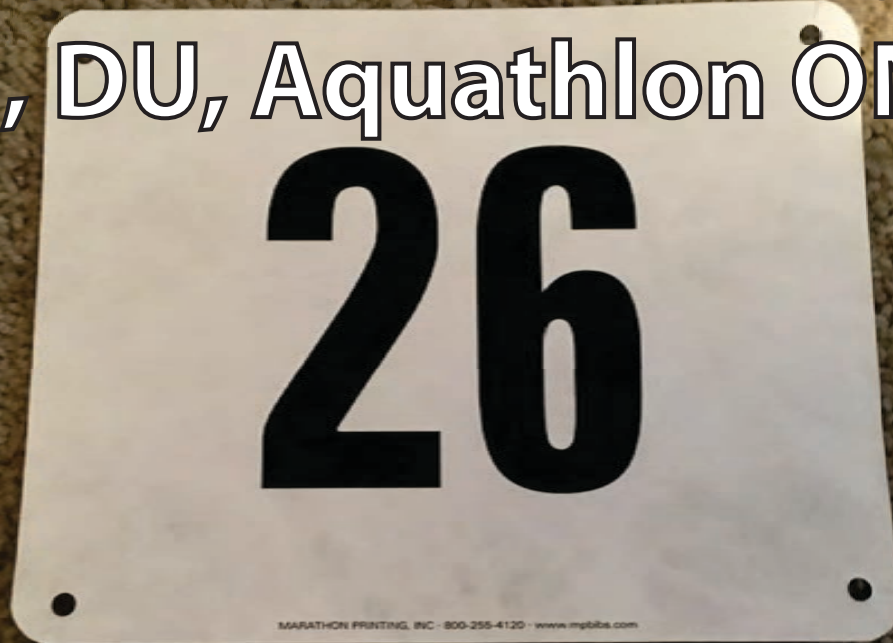
For a complete list of rules, please refer to the most up to date USA Triathlon Competitive Rules at:

<http://www.usatriathlon.org/about-multisport/rulebook.aspx>

RACE NUMBERS

Race BIB

Front of Racer on Last Run Leg
TRI, DU, Aquathlon ONLY



Bike STICKER

Bike Seat Post on all Bikes
TRI, DU, Aquabike ONLY

B1 Beer Tickets,
ID Check,
& Wrist Band
Distribution
(at Registration Tent)

B2 Beer Distribution
& Consumption
Area
(at Finish Line)

**Beginner
Swim START**

1 lap = 750m
1/2 lap = 500m

Transition
Swim in
Run in
Bike in
Bike Out
Run Out

Finish
REG

**START Open Swims
& Sprint & Olympic
1/3 Iron START**

Transition & Swim Course

P Parking

+ A Aide

Swim Course ➡

Bike Course ➡

Run Course ➡

**Beginner = 300m
One Way Down Beach**

Sprint = 1 lap on 750m Loop

Olympic = 2 laps on 750m Loop

1/3 Iron = 500m + 2 laps on 750m Loop

3k Swim = 4 laps on 750m Loop

5k Swim = 500m + 6 laps on 750m Loop

Transition Zones & Traffic Flow



Bike
In & Out

Transition
Check-In

B1

REG
Food



B2

FINISH

All to Finish

Next Lap
Turn Around

Open Swim
to Finish

Duathletes
to Transition

Swim In
Run Out

ZONE 4
Olympic Tri/Du

ZONE 2
Beginner TRI

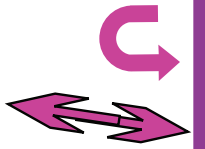
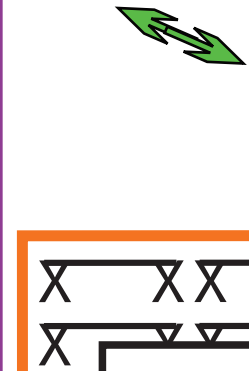
ZONE 3
Sprint TRI / DU

ZONE 5
SWIM & AQUA Races

ZONE 1
1/3 Iron Tri/Du

Grassy Median

Grassy Median



Aide

Swim Course



Bike Course



Run Course



Ohio Games Triathlon and Multisport Festival at Buck Creek: 13.5mi Bike Course

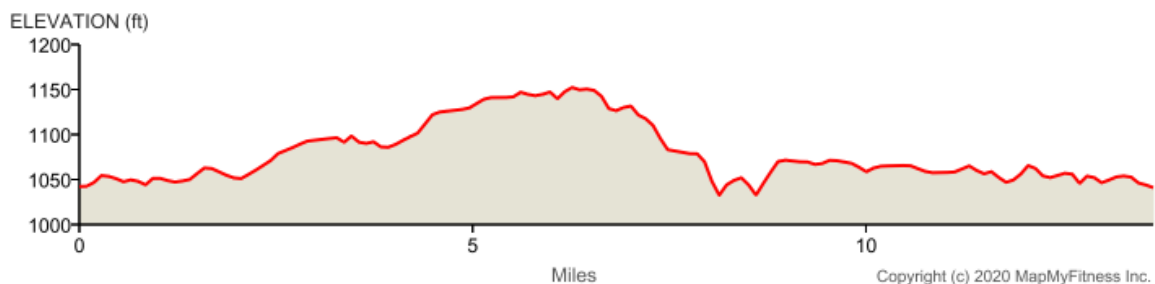
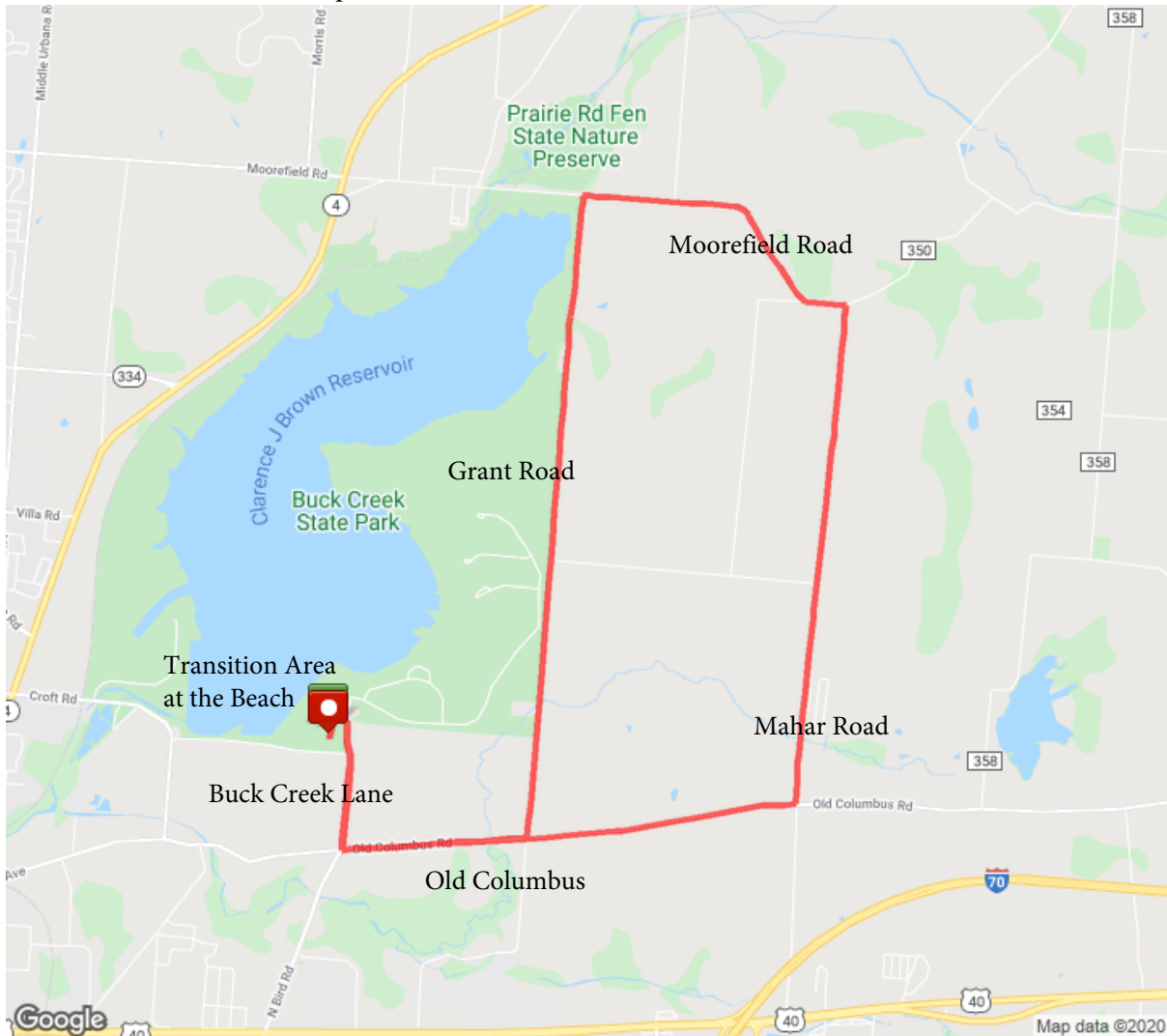
Distance: 13.65 mi

Elevation Gain: 233 ft

Elevation Max: 1,154 ft

Notes

This is the Bike Course for all of the cycling (except the Beginners) at the Ohio Games. The course is a loop on the roads around the State Park. The roads are open to traffic, but they are very rural and so we expect traffic to be light on race morning. Athletes in Sprint races will complete the course 1 time; Olympic racers do the course 2 times and 1/3 Iron athletes will complete the course 3 times. Athletes must come back to the Park to turn around to head back out for the second and third laps. The course is mostly flat, and athletes will ride the loop counter clockwise.



0.00 mi Head north

0.15 mi Turn right onto Buck Creek Ln

0.89 mi	Turn left onto Old Columbus RdDestination will be on the left
0.95 mi	Head east on Old Columbus Rd toward Redmond Rd
3.47 mi	Turn left onto Mahar RdDestination will be on the right
4.56 mi	Head north on Mahar Rd toward Yeazell Rd
6.29 mi	Turn left onto Moorefield Rd
6.31 mi	Head west on Moorefield Rd toward Hodge Rd
8.05 mi	Turn left onto Grant Rd
8.63 mi	Head south on Grant Rd toward Yeazell Rd
11.53 mi	Head south on Grant Rd toward Old Columbus Rd
11.58 mi	Head south on Grant Rd toward Old Columbus Rd
11.68 mi	Turn right onto Old Columbus Rd
12.73 mi	Turn right onto Buck Creek Ln
13.46 mi	Turn leftDestination will be on the left
13.65 mi	Destination

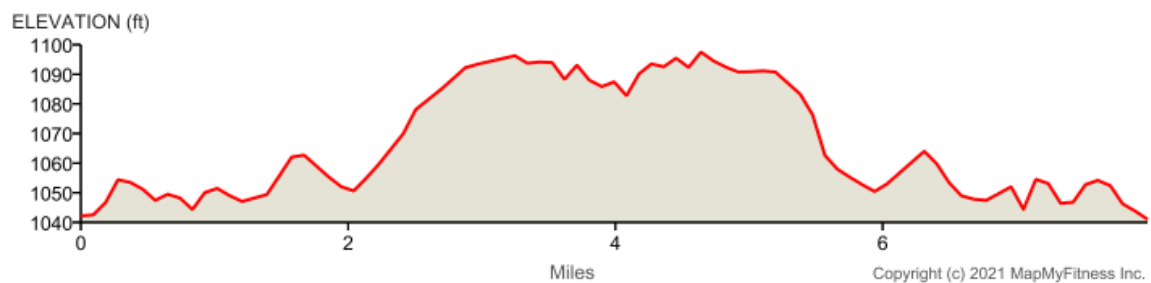
Ohio Games Triathlon & Multisport Festival Beginner Bike Course

Distance: 7.98 mi

Elevation Gain: 108 ft

Elevation Max: 1,100 ft

Notes



0.00 mi

Head north

0.15 mi	Turn right onto Buck Creek Ln
0.89 mi	Turn left onto Old Columbus RdDestination will be on the left
0.95 mi	Head east on Old Columbus Rd toward Redmond Rd
3.47 mi	Turn left onto Mahar RdDestination will be on the right
3.97 mi	Head south on Mahar Rd toward Bayside Dr
4.48 mi	Turn right onto Old Columbus RdDestination will be on the right
6.02 mi	Head west on Old Columbus Rd toward Buck Creek Ln
7.06 mi	Turn right onto Buck Creek Ln
7.80 mi	Turn left
7.98 mi	Destination

21 Ohio Games at Buck Creek 1.5ml Run

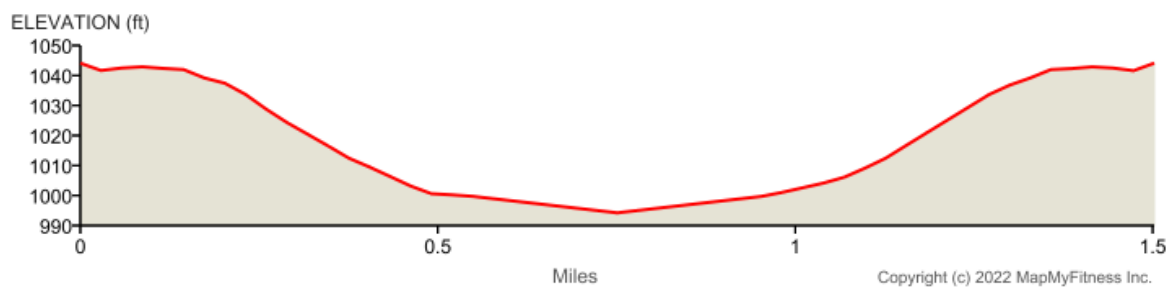
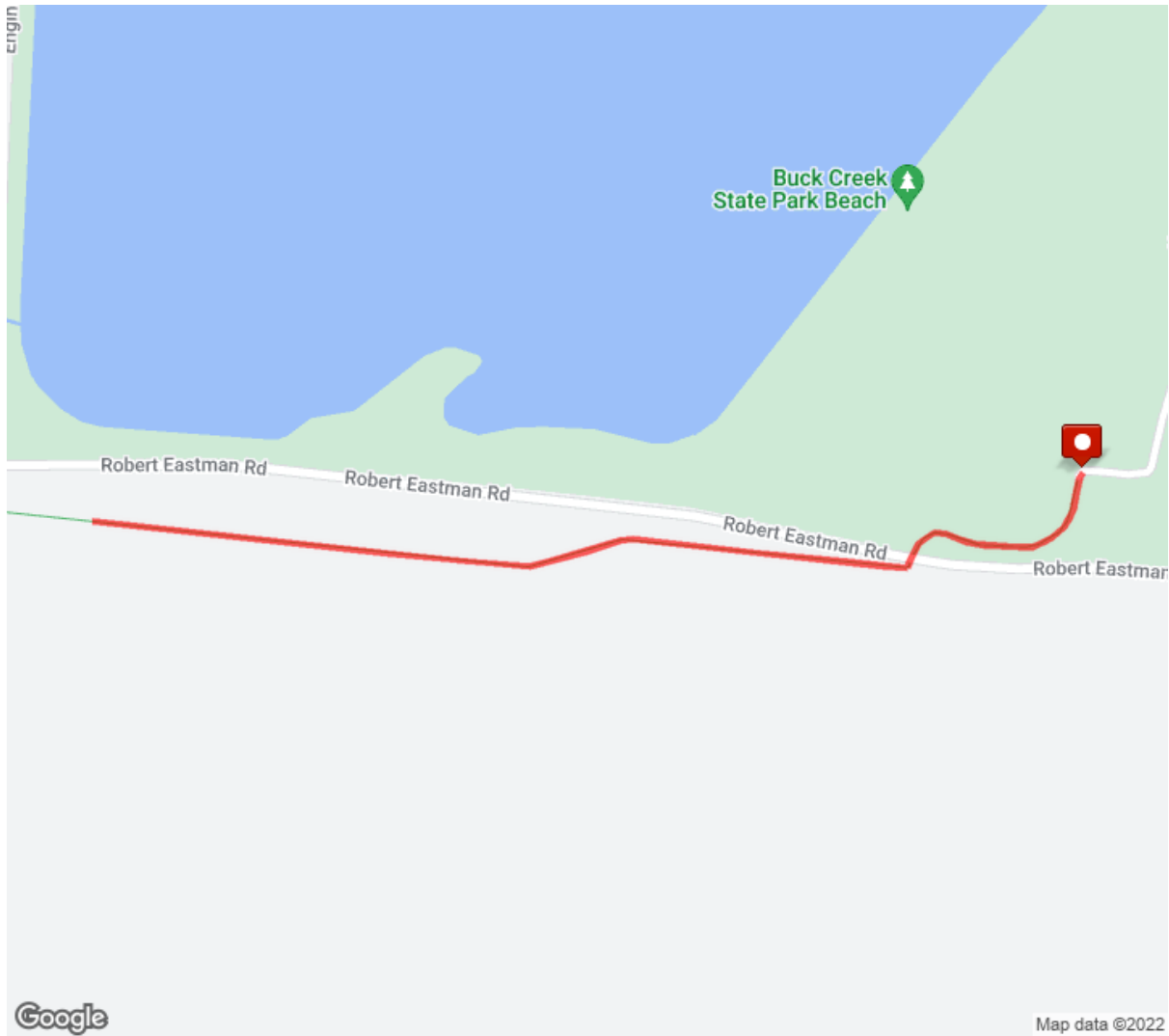
Distance: 1.50 mi

Elevation Gain: 48 ft

Elevation Max: 1,044 ft

Notes

This is the 1.5ml run course loop for the Ohio Games Triathlon & Multisport races. It is an out and back along the Buck Creek Bike Path. Athletes will complete loops on the course. Please follow all signs, cones, and volunteer directions. There are 2 aid stations on course. Good luck!



0.00 mi	Head southwest toward Buck Creek Trail
0.00 mi	Continue onto Buck Creek Trail
0.16 mi	Slight right to stay on Buck Creek TrailDestination will be on the right
0.54 mi	Head west on Buck Creek Trail toward Robert Eastman Rd
0.75 mi	Head east on Buck Creek Trail toward Robert Eastman Rd
0.96 mi	Head east on Buck Creek Trail toward Robert Eastman Rd
1.34 mi	Slight left to stay on Buck Creek Trail
1.50 mi	Destination

21 Ohio Games at Buck Creek: 5k Run

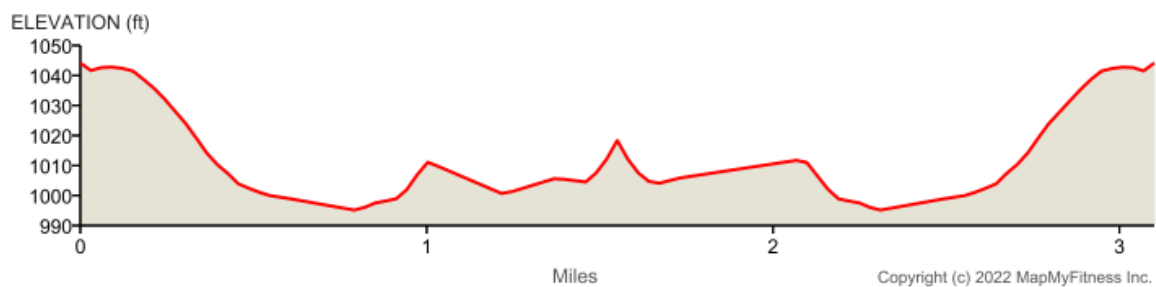
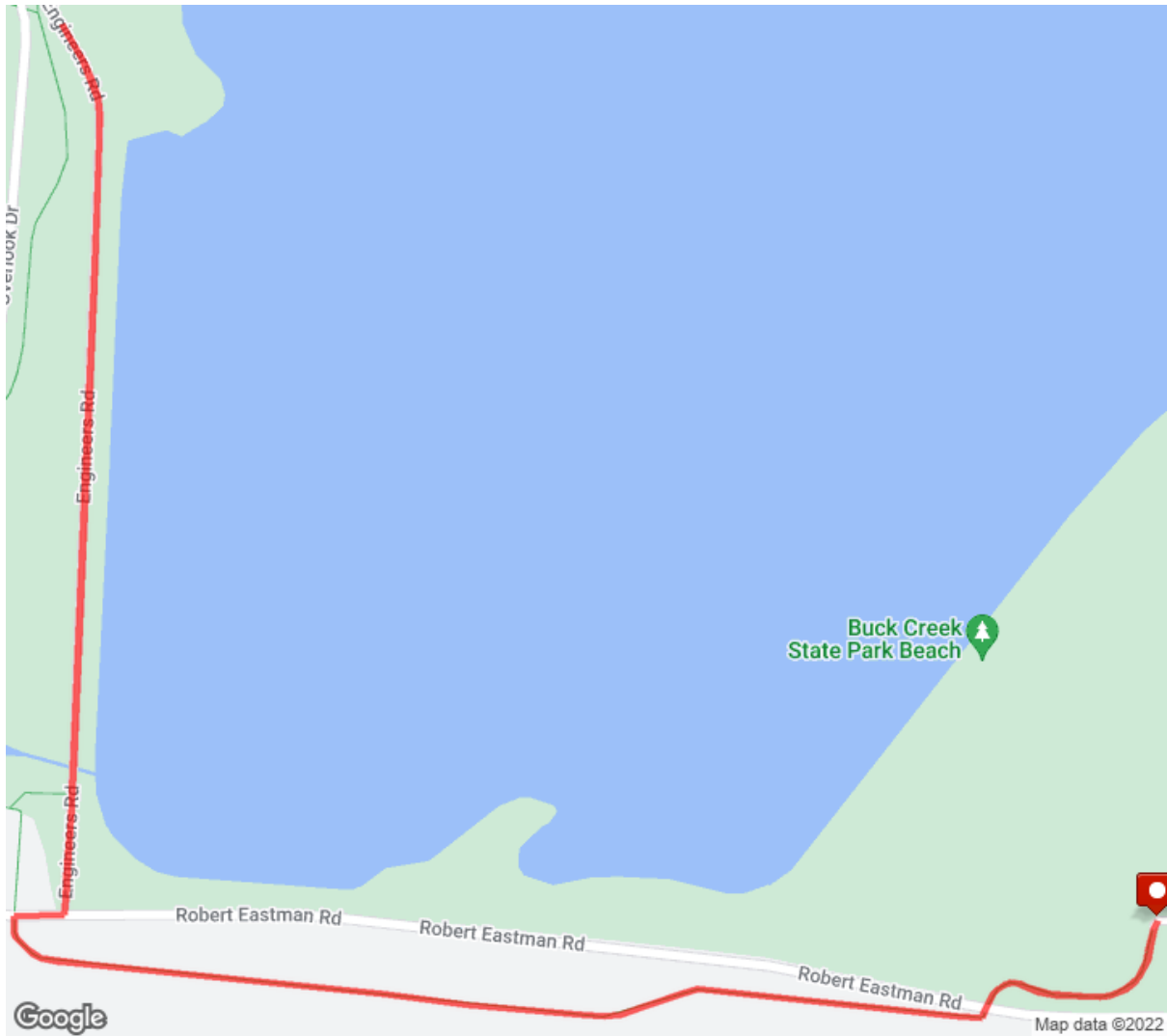
Distance: 3.10 mi

Elevation Gain: 72 ft

Elevation Max: 1,044 ft

Notes

This is the 5k run course loop for the Ohio Games Triathlon & Multisport races. It is an out and back along the Buck Creek Bike Path and Engineers Road over the Levy. Athletes will complete loops on the course. Please follow all signs, cones, and volunteer directions. There are 3 aid stations on course. Good luck!



0.00 mi	Head southwest toward Buck Creek Trail
0.00 mi	Continue onto Buck Creek Trail
0.15 mi	Head southwest on Buck Creek Trail toward Robert Eastman Rd
0.16 mi	Slight right to stay on Buck Creek Trail
0.31 mi	Head west on Buck Creek Trail toward Robert Eastman Rd
0.80 mi	Head west on Buck Creek Trail toward Robert Eastman Rd
0.88 mi	Turn right onto Robert Eastman Rd
0.91 mi	Turn left onto Engineers RdRestricted usage road
1.00 mi	Head north on Engineers Rd toward Buck Creek TrailRestricted usage road
1.37 mi	Head north on Engineers Rd toward Buck Creek TrailRestricted usage road
1.55 mi	Head southeast on Engineers RdRestricted usage road
1.73 mi	Head south on Engineers Rd toward Buck Creek TrailRestricted usage road
2.09 mi	Head south on Engineers Rd toward Buck Creek TrailRestricted usage road
2.18 mi	Turn right onto Robert Eastman Rd
2.22 mi	Turn left onto Buck Creek Trail
2.29 mi	Head east on Buck Creek Trail toward Robert Eastman Rd
2.79 mi	Head east on Buck Creek Trail toward Robert Eastman Rd
2.93 mi	Slight left to stay on Buck Creek Trail
2.95 mi	Head northeast on Buck Creek Trail
3.10 mi	Destination

